




SUMMER PROJECT 2026 
FUN LEARNING DURING SUMMER VACATION
CLASS: NURSERY



Name of the Child : _____

Roll No. : _____ Section _____



School Name : _____

Submitted On : _____



INSTRUCTIONS FOR PARENTS

Dear Parents,

Greetings!

Summer vacation is a wonderful time for children to relax, explore, and learn through fun activities. This Summer Project has been thoughtfully designed to help your child develop creativity, fine motor skills, observation skills, and confidence in a joyful and engaging manner.

Kindly guide and encourage your child to complete the activities independently as much as possible. Allow them to colour, trace, paste, draw, and explore at their own pace. Your support and appreciation will motivate them to enjoy learning and develop a positive attitude towards education.

Please ensure that:

- The child completes all the activities neatly.
- The work is done under parental supervision.
- The child is encouraged to participate actively in every activity.
- The project booklet is kept clean and submitted on time.
- Efforts made by the child are appreciated and encouraged.

Let us work together to make this summer a fun-filled and meaningful learning experience for our little learners.







Thank you for your cooperation and support.

Happy Learning and Happy Summer Holidays!

SUBJECT: LITERACY

TOPIC: TRACE, PASTE AND LEARN

Trace the letters and paste or draw a picture that begins with each alphabet in the space provided beside it.

D

d

E

e

F

f

G

g

H

h

I

i

J

j

K

k

L

l

SUBJECT: NUMERACY


TOPIC: COUNT, PASTE AND TRACE

1. Trace the numbers 1 to 5 and paste the correct number of big size colourful bindis in the box beside each number.


1	
2	
3	
4	
5	

TOPIC: LET'S COMPARE!

2. Look the picture and colour the shorter man



3. Look at the picture and colour the bigger star



SUBJECT: SKILLS

TOPIC: MY COLOURFUL ICE CREAMS 🍦

Tear small pieces of coloured paper and paste them on the correct ice cream scoop according to the colour name given below. Complete all the ice creams neatly.

BLUE




YELLOW



RED



GREEN



PINK

