



SUMMER PROJECT 2026
FUN LEARNING DURING SUMMER VACATION
Class: LKG

Name of the Child: _____

Roll No.: _____ Sec: _____

School Name: _____

Submitted On: _____

Happy Summer Holidays!
Learn • Play • Explore • Enjoy



INSTRUCTIONS FOR PARENTS

Dear Parents,

Greetings!

Summer vacation is a wonderful opportunity for children to learn through fun and meaningful activities. This Summer Project has been carefully designed to help children revise concepts learned in school while developing creativity, observation skills, confidence, and fine motor skills.

Kindly encourage your child to complete the activities independently as much as possible. Guide them whenever necessary and appreciate their efforts. The aim of this project is to make learning enjoyable and engaging.

Please ensure that:

- The child completes all activities neatly.
- The work is done under parental supervision.
- The child actively participates in every activity.
- The project booklet is kept clean and submitted on time.
- The child's efforts are appreciated and encouraged.

Let us work together to make this summer enjoyable, productive, and memorable for our little learners.









Thank you for your cooperation and support.



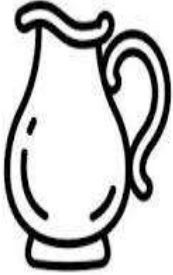





Happy Learning and Happy Summer Holidays!








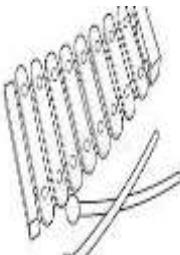
SUBJECT: LITERACY


TOPIC: ALPHABET FUN

1. Look at the picture carefully. Identify the picture and write its beginning Capital Letter and Small Letter in the boxes provided.


			
			
			
			





SUBJECT: NUMERACY

TOPIC: MY COUNTING ADVENTURE


1. Count the objects and write the correct number

a. 

b. 

c. 



d. 

e. 




TOPIC: LET'S COMPARE

2. Look at the picture and colour the shorter object



3. Look at the picture and colour the bigger animal




SUBJECT: HINDI

TOPIC: स्वर लेखन

1. अ से अः तक स्वर वर्ण लिखो ।

2. दिए गए चित्र में रंग भरों ।



SUBJECT: SKILLS

TOPIC: HEALTHY FRUITS AND VEGETABLES

1. Paste or draw and colour 5 fruits in the box given below.

FRUITS BOX

2. Paste or draw pictures of vegetables and colour them in the given box below.

VEGETABLES BOX